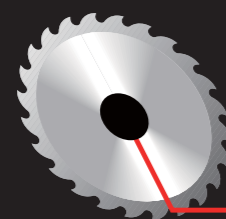


INFINITER®

RS-1



Laser Cutting Guide

Accuracy at the speed of Light...

Shoots a beam where the blade cuts

**Fits Most
Miter/Chop/Cutoff**

**Bright
Precise
Beam**



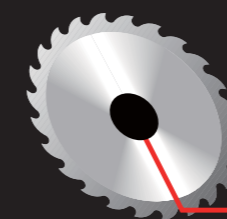
Patent pending

Specifications:

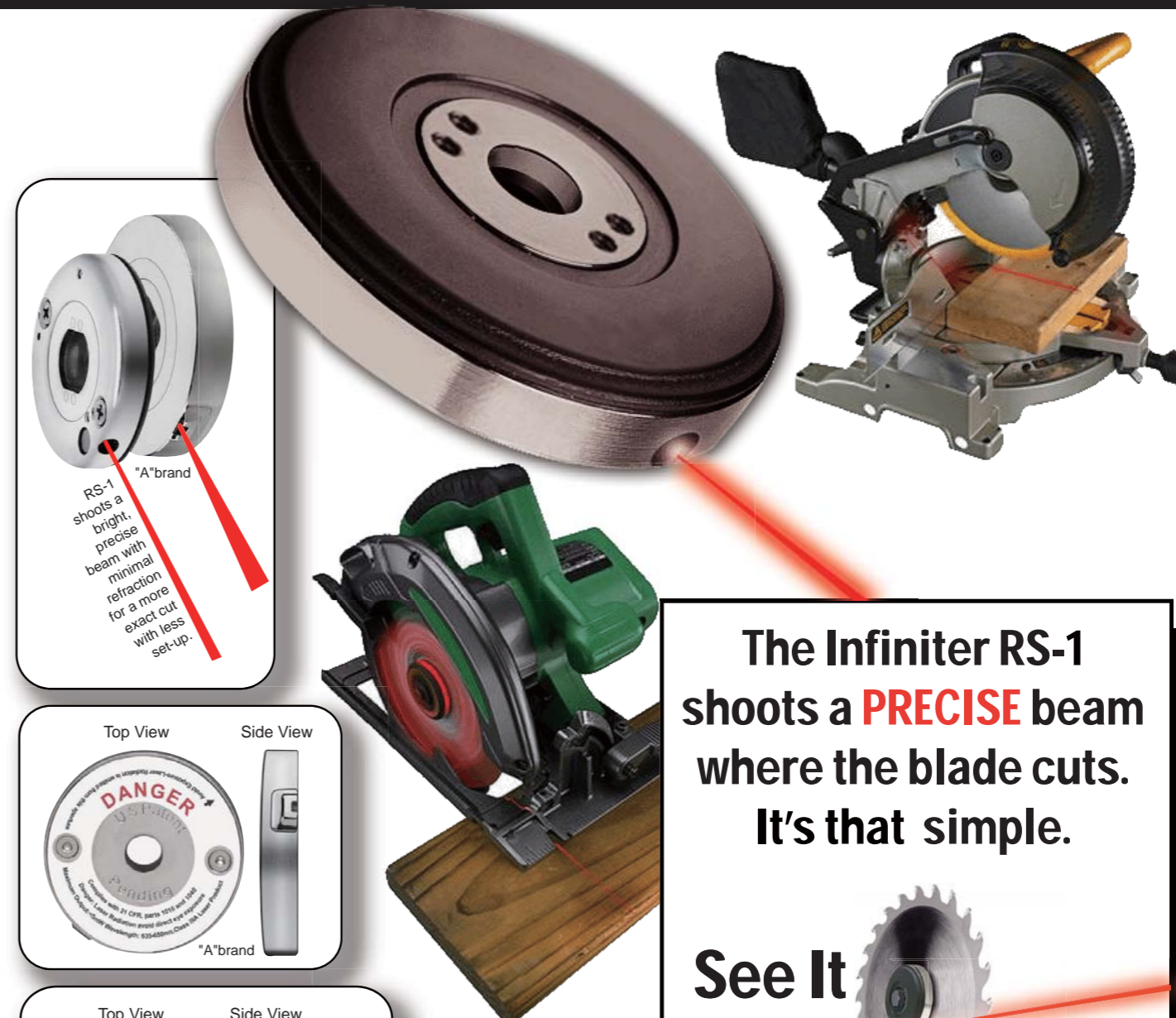
Dimensions (OxH)	1.96" x 0.41" (4.98cm x 1.04cm)
Weight	2.12 oz.(60g) included Battery
Light source	Visible semiconductor laser
Wavelength	650nm
Max operating speed	5000RPM
Switch type	Centrifugal switch
Power	3xLR44 batteries

INFINITER®

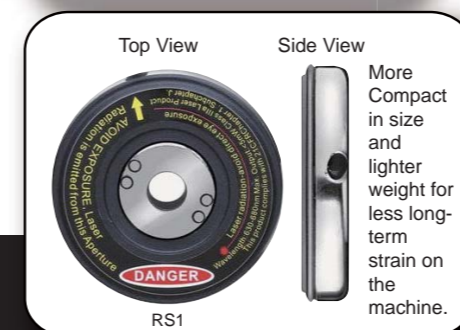
RS-1




Laser Cutting Guide



RS-1 shoots a bright, precise beam with minimal refraction for a more exact cut with less set-up.



The Infiniter RS-1 shoots a **PRECISE beam where the blade cuts. It's that simple.**

See It  Saw It